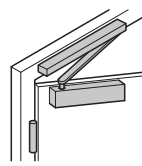
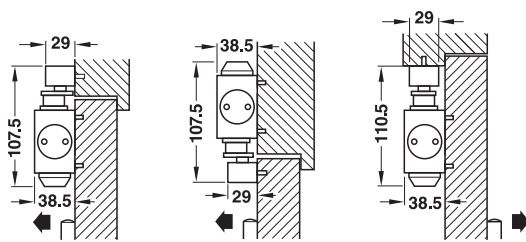
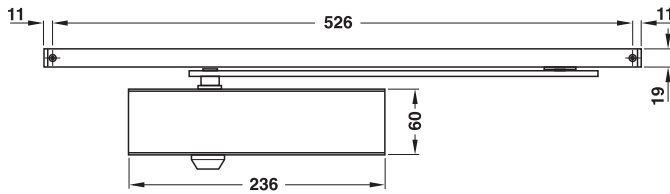
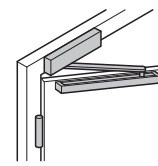


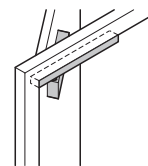
DCL 61



Standard installation
(door leaf installation)
on pull side



Overhead installation
(transom fixing)
on pull side



Transom fixing
on push side

5

Fire resistance and smoke control

- Tested for fire resistant and smoke control doors.
- The use of a hold open device on fire resistant and smoke control doors is not permitted.

- Version: Optionally with hold open function
- Installation: Suitable for standard and overhead installation on pull side or soffit installation on push side
- Adjustment facility: Closing speed continuously adjustable, backcheck adjustable, latching action continuously adjustable
- Door width: ≤1,100 mm
- Opening angle: ≤180°
- Hold open angle: ≤150°
- Mounting: For DIN left hand and DIN right hand use

		Silver colour lacquered	Brass polished	Stainless steel matt
DCL 61 set				
1 overhead door closer with guide rail, without hold open function	<input checked="" type="checkbox"/>	931.84.139	931.84.138	931.84.130
1 overhead door closer with guide rail and hold open function	<input checked="" type="checkbox"/>	931.84.119	931.84.118	931.84.110

Order reference

Mounting plate for door closer supplied.

DGH-B-INT 2010; HDE-en, 06/10; Dimensional data not binding. We reserve the right to alter specifications without notice.