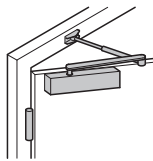
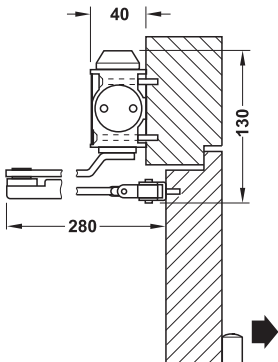
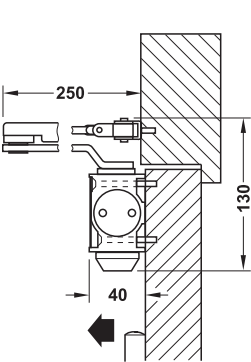
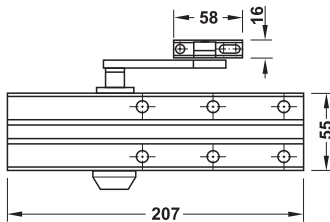
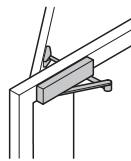


DCL 15, DCL 16
EN 2 – 4



Standard installation
(door leaf installation)
on pull side



Overhead installation
(transom fixing)
on push side

Fire resistance and smoke control

F Tested for fire resistant and smoke control doors.

X The use of a hold open device on fire resistant and smoke control doors is not permitted.

• Version:	Optionally with standard arm or interlocking hold open arm
• Installation:	Suitable for standard installation on pull side and overhead installation on push side
• Adjustment facility:	Closing speed continuously adjustable, backcheck adjustable, latching action continuously adjustable
• Closing force:	2 – 4
• Door width:	≤1100 mm
• Opening angle:	≤180°
• Hold open angle:	≤145°
• Mounting:	For DIN left hand and DIN right hand use
• Standard:	Certified in compliance with EN 1154:1996/A1:2002
• Class:	4 8 2 – 4 1 1 3

Supplied with

Door closer complete with arm

		Silver colour lacquered
DCL 15 set		
1 DCL 15 with standard arm	F	931.84.629
DCL 16 set		
1 DCL 16 with hold open arm	X	931.84.639